


FUSE AND SWITCH PANEL ASSEMBLY

Locomotive Electrical Spare Parts




World Part Supplier Co.

Engineering Department

<http://www.WPSupplier.com>

WORLD PART SUPPLIER CO.

(Engineering, Design, Manufacturing, Maintenance, Consulting)



Fuse and Switch Panel Assembly GM & GE Spare Part

Part Number: **WPS-1010**

Equal Part Number: **8476103**

77 Finch Avenue East, Unit 110, Toronto
Ontario, CANADA
M2N 6H8

<http://www.WPSupplier.com>
info@WPSupplier.com

Proudly Canadian

WPS-BPEMDGE-05



Specification of unit:

In common word we name this part "Battery Panel".

Battery Panel Assembly part number: WPS-1010 is a complex of fuses and other accessories holders. This was the first production of World Part Supplier.

The layout shown in this catalog is according to the client request and is changeable.

The composition of plate that parts are mount on is electric insulation fiber. We do the Megger and Hi-Pot test for each plate before subjecting for final assembly.

All copper parts of this assembly are 99.9% pure copper and all parts pass several tests before approving for the final assembly.

All bolts and lock nuts of this assembly are made of brass alloy and have to pass different tests such as tensile stress, torsion stress, and rupture point test and so on as quality control objects to be installed on panel.


All battery panels made by WPS are presented with the part numbers of EMD and GE shown in parts catalogs.

Giving individual serial number for each part and components makes the tracking issue of warranty easier for our team.

Warranty periods and clauses:

All assemblies and parts have one-year full warranty and World Part Supplier replaces any part that fails due to bad manufacturing. But if the defect is caused by bad performance or utilization of part, we will not accept any warranty and guaranty claim. Some cases that we do not accept the warranty claims are:

1. Any short connection between positive and negative segments of Battery Knife Switch.
2. Any general and minor defect on brass nuts and bolts such as bad bolt tightening.
3. Any general and minor defect on fiber panel due to hammering or impact.
4. Any general and minor defect because of passing over current through part and therefore its melting and deforming.
5. Any defect on battery shunt due to bad usage.

List of Parts and Their Part Number on Battery Panel

| Item | WPS P/N: | EMD P/N: | Description |
|------|----------|----------|---|
| 1 | WPS-1007 | 8280185 | SWITCH – Knife, Battery D.P.S.T 400A, 250V |
| 2 | WPS-1004 | 8280182 | Holder Assembly, Auxiliary Generator, Starting Fuse, 800a, 250V |
| 3 | WPS-1002 | 8280180 | Holder Assembly, Generator Field, Cab Heater Fuse, 100A, 250V |


| | | | |
|-----|----------|---------|---|
| 4 | WPS-1008 | 8280178 | SWITCH – Knife, Ground Relay Cut-Out, S.P.S.T 30A, 125V |
| 5 | WPS-1006 | 8112684 | CONTACT – Fuse Test |
| 6 | WPS-1009 | 8172209 | SWITCH – Toggle, Fuse Test, S.P.S.T 6A, 125V |
| 7 | WPS-1017 | 8190621 | LAMP- Double Contact Base, 30Watts, 75Volts |
| 8 | WPS-1018 | N/A | Electric Insulation Fiber Panel |
| 9* | WPS-1024 | 8127050 | FUSE – Cab Heater, 70Amps, 250Volts |
| 10* | WPS-1023 | 8004546 | FUSE – Alternator Field, 60Amps, 250Volts |
| 11* | WPS-1019 | 8118495 | SHUNT – Battery Charging Ammeter, 300A, 75MV |

(*): Parts marked by * are not shown in this picture but since they are the major parts of battery panel, we have produced them.


Here we demonstrate some essential parts of Battery Panel Assembly. You can order them individually by submitting your request for their part number through our website at <http://www.WPSupplier.com>



One of the Battery Knife Switch's Parts



Single Holder of Fuse



Single Holder of Cab Heater Fuse



Back View of Complete Battery Panel

